

THE LEICESTERSHIRE COUNTY COUNCIL
(VARIOUS ROADS, BOROUGH OF MELTON) CONSOLIDATION ORDER 2017
(LIMES AVENUE AND SALISBURY AVENUE, MELTON MOWBRAY)
(AMENDMENT 1) ORDER 2018

The Leicestershire County Council ("the Council") in exercise of its powers under Sections 1, 2, 4, 5, 32, 35, 45, 46, 47, 49 and Part IV of Schedule 9 of the Road Traffic Regulation Act 1984 ("the Act") as amended, and of all other enabling powers and after consultation with the Chief Officer of Police in accordance with Part III of Schedule 9 of the Act hereby makes the following Order:-

1. This Order shall come into operation on 30th August 2018 and may be cited as the The Leicestershire County Council (Various Roads, Borough of Melton) Consolidation Order 2017(Limes Avenue and Salisbury Avenue, Melton Mowbray) (Amendment 1) Order 2018
2. The "Leicestershire County Council (Melton Borough) Consolidation Order 2017" is hereby amended by the plan(s) specified in the First Schedule to this Order and with the inclusion of the plan(s) specified in the Second Schedule, attached hereto.

FIRST SCHEDULE
Plan(s) to be amended

FP146 – Melton
FQ146 – Melton

SECOND SCHEDULE
New Plan(s)

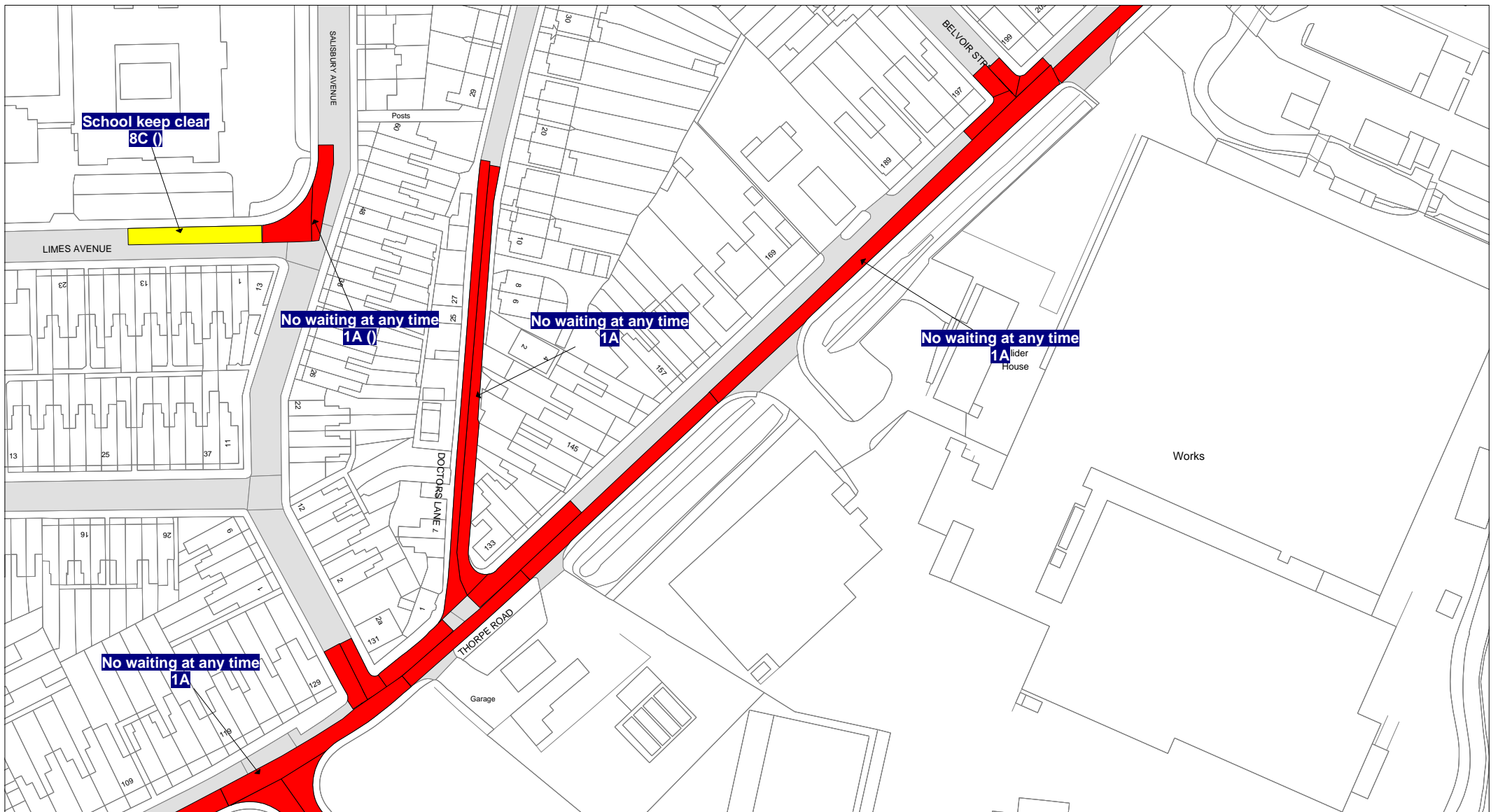
FP146 – Melton
FQ146 – Melton

J. H. H.

THE COMMON SEAL of THE)
LEICESTERSHIRE COUNTY COUNCIL)
was hereunto affixed this twenty fourth day of)
August 2018 in the presence of)

J. H. H.





© Crown copyright. All rights reserved
 Leicestershire County Council
 Licence No. 100019271 2018

Tile Ref: FQ146

| | |
|-------------|------------|
| SCALE | 1 : 1250 |
| DATE | 22/01/2018 |
| DRAWING No. | |
| DRAWN BY | |

























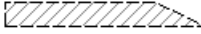












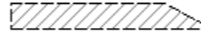
























Tile Ref: FP146

© Crown copyright. All rights reserved
 Leicestershire County Council
 Licence No. 100019271 2018

| | |
|-------------|------------|
| SCALE | 1 : 1250 |
| DATE | 22/01/2018 |
| DRAWING No. | |
| DRAWN BY | |

| | | | | | |
|---|---|---|---|---|---|
|  | 7A: Ambulance Parking Place |  | MR582: Disabled Parking 3 hours no return within 1 hour Sun - Wed & Fri / No waiting Thurs & Sat |  | 4M: Limited waiting 1 hour no return within 1 hour Mon-Fri 8am-5pm |
|  | 7B: Bus Parking Place |  | 4A: Limited waiting 30 mins no return within 1 hour Mon-Fri 8am-6pm |  | 4N: Limited waiting 2 hours no return within 1 hour 8am-6pm |
|  | 7C: Bus Parking Place 2 hours no return for 1 hour |  | 4B: Limited waiting 30 mins no return within 1 hour Mon-Sat 8am-6pm |  | 4P: Limited waiting 4 hours no return for 12 hours |
|  | 5A: Disabled Parking |  | 4C: Limited waiting 30 mins no return within 1 hour 8am-6pm |  | 4Q: Limited waiting 2 hours no return within 1 hour Mon-Fri 9am-5pm |
|  | 5B: Disabled Parking 3 hours no return within 1 hour |  | 4D: Limited waiting 40 mins no return within 20 mins |  | 4R: Limited waiting 1 hour no return within 1 hour Mon-Fri 8am-6pm |
|  | 5C: Disabled Parking 3 hours no return within 1 hour Mon-Fri 8am-5pm |  | 4E: Limited waiting 40 mins no return within 20 mins Mon-Sat 8am-6pm |  | 4S: Limited waiting 1 hour no return within 1 hour 8am-6pm |
|  | 5D: Disabled Parking 3 hours no return within 1 hour Mon-Sat 8am-6pm |  | 4F: Limited waiting 40 mins no return within 1 hour Mon-Sat 8am-6pm |  | 4T: Limited waiting 30 mins no return within 30 mins Mon-Sat 8am-6pm |
|  | 5E: Disabled Parking 3 hours no return within 1 hour Sun - Wed & Fri |  | 4G: Limited waiting 1 hour no return within 1 hour Mon-Sat 8am-6pm |  | 4U: Limited waiting 2 hours no return within 1 hour Mon-Sat 9am-4.30pm |
|  | 5F: Disabled Parking Fri-Weds 8am-6pm |  | 4H: Limited waiting 1 hour no return within 1 hour Mon-Fri 9am-5pm |  | 4V: Limited waiting 2 hours no return within 1 hour Mon-Sat 8am-6pm |
|  | 5G: Disabled Parking Mon-Sat 8am-6pm |  | 4J: Limited waiting 2 hours no return within 1 hour Mon-Fri 8am-6pm |  | 4W: Limited waiting 30 mins no return within 30 mins Mon-Sat 8am-6pm Partial Footway Parking |
|  | 5H: Disabled Parking Partial Footway Parking |  | 4K: Limited waiting 1 hour no return within 1 hour Fri-Weds 8am-6pm |  | 4X: Limited waiting 2 hours no return within 1 hour Mon-Fri 8am-6pm Partial Footway Parking |
|  | 5J: Disabled Parking 3 hours no return within 1 hour 10am-4pm |  | 4L: Limited waiting 2 hours no return within 1 hour Mon-Fri 8am-5pm |  | 4Y: Limited waiting 1 hour no return within 1 hour Mon-Sat 3pm-6pm |
|  | MR585: Loading Only 4pm-midnight and midnight-10am / Disabled Parking 3 hours no return within 1 hour 10am-4pm | | | | |
|  | MR505: No waiting Thurs / Disabled Parking Fri-Weds 8am-6pm | | | | |

| | | | | | |
|---|--|---|--|---|--|
|  | 6A: Limited waiting 1 hour no return within 1 hour Mon-Sat 8am-6pm 01 Oct - 31 May except resident's parking permit holders |  | MR610: Limited waiting 1 hour no return within 1 hour Mon-Sat 8am-6pm / No stopping except taxis 6pm-midnight and midnight-8am |  | 7Y: Loading Only 30 minutes no return for 30 minutes 6am-6pm |
|  | 6B: Limited waiting 1 hour no return within 1 hour Mon-Sat 8am-6pm except resident's parking permit holders |  | 7D: Goods vehicles loading only 6am-6pm |  | 7Z: Loading Only 30 minutes no return for 30 minutes Mon-Sat 9am-3pm |
|  | 6C: Limited waiting 2 hours no return within 1 hour Mon-Sat 8am-6pm 01 Oct - 31 May except resident's parking permit holders |  | 7E: Goods vehicles loading only Mon-Sat 6am-6pm |  | MR607: Loading Only Mon-Fri 10am-4pm / No waiting / No Loading Mon-Fri midnight-10am and 4pm-midnight and Sat Sun |
|  | 6D: Limited waiting 2 hours no return within 1 hour Mon-Sat 8am-6pm except resident's parking permit holders |  | 7F: Goods vehicles loading only Mon-Sat 8am-6pm |  | MR576: No stopping except taxis 6pm-midnight and midnight-6am / Loading Only 6am-6pm |
|  | 6E: Limited waiting 20 mins no return within 3 hours Mon-Sat 8am-6pm except resident's parking permit holders |  | 7G: Loading Only 30 mins no return for 1 hour Mon-Sat 8am-6pm |  | MR579: No stopping except taxis 8am-midnight and midnight-5am / Loading Only 5am-8am |
|  | 6F: Limited waiting 30 mins no return within 1 hour Mon-Fri 9am-4pm except resident's parking permit holders |  | 7H: Loading Only 30 minutes no return for 30 minutes 8am-6pm |  | MR602: No stopping except taxis 6pm-midnight and midnight-8am / Goods vehicles loading only Mon-Sat 8am-6pm |
|  | MR616: Limited waiting 1 hour no return within 1 hour Mon-Sat 3pm-6pm / Goods vehicles loading only 30 minutes no return for 30 mins Mon-Sat 9am-3pm |  | 7J: Loading Only 30 minutes no return for 30 minutes 8am-6pm |  | MR608: No stopping except taxis 6pm-midnight and midnight-6am / Goods vehicles loading only 6am-6pm |
|  | MR623: Loading Only 30 minutes no return for 30 minutes Mon-Sat 9am-3pm / Limited waiting 1 hour no return within 1 hour Mon-Sat 3pm-6pm |  | 7K: Loading Only 4pm-midnight and midnight-10am |  | MR625: Loading Only 30 minutes no return for 30 minutes 6am-6pm / No stopping except taxis 6pm-midnight and midnight-6am |
|  | MR506: Limited waiting 1 hour no return within 1 hour Fri-Weds 8am-6pm / No waiting Thurs |  | 7L: Loading Only 5am-8am |  | 2A: No waiting Mon-Sat 8am-6pm |
|  | MR563: Limited waiting 2 hours no return within 1 hour Mon-Sat 9am-4.30pm / No waiting / No Loading Mon-Sat 7.30am-9am and 4.30pm-6pm |  | 7M: Loading Only 6am-6pm |  | 2B: No waiting Mon-Fri 8am-5pm |
| | |  | 7N: Loading Only at any time |  | 2C: No waiting 8am-6pm |
| | |  | 7P: Loading Only Mon-Fri 10am-4pm | | |
| | |  | 7Q: Loading Only Mon-Sat 8am-6pm | | |
| | |  | 7W: Goods vehicles loading only 30 minutes no return for 30 mins Mon-Sat 9am-3pm | | |

| | | | | | |
|---|--|---|---|---|---|
|  | 2D: No waiting Mon-Fri 8am-6pm |  | MR587: Residents Permit Holders Only midnight-8am and 6pm-midnight and Sun / No waiting Mon-Sat 8am-6pm |  | PED1: Pedestrian & Cycle Zone (Except for access to off street premises) |
|  | 2E: No waiting Tues 8am-6pm |  | 1A: No waiting at any time |  | PED2: Pedestrian & Cycle Zone |
|  | 2F: No waiting Mon-Sat 6am-6pm |  | 1B: No waiting at any time on verges |  | PED3: Pedestrian & Cycle Zone (Except for loading) |
|  | 2G: No waiting Mon-Fri 7.30am-9am and 3pm-6pm |  | 3B: No waiting at any time / No loading Mon-Sat 7.30am-9am and 4.30pm-6pm |  | PED4: Pedestrian Zone Sun - Wed & Fri 10am-4pm and Thurs & Sat 2am-8pm |
|  | 2H: No waiting Mon-Fri 9am-5pm |  | 3C: No waiting at any time / No loading Mon-Fri 7.30am-9am and 4.30pm-6pm |  | PED5: Pedestrian & Cycle Zone Sun - Wed & Fri midnight-10am and 4pm-midnight and Thurs & Sat midnight-2am and 8pm-midnight (Except for loading) |
|  | 2J: No waiting Mon-Fri 7.30am-9am and 4.30pm-6pm |  | 3D: No waiting at any time / No loading 7pm-midnight and midnight-7am |  | PED6: Pedestrian & Cycle Zone (Except for loading (midnight - 10am & 4pm - midnight)) |
|  | 2K: No waiting Mon-Sat 7.30am-9am and 4.30pm-6pm |  | 3E: No waiting at any time / No loading Mon-Sat 10am-4pm |  | PED7: Pedestrian Zone (Except for loading by permit holders (midnight - 10am & 4pm - midnight)) |
|  | 2L: No waiting Thurs & Sat |  | 3F: No waiting at any time / No loading Tues & Fri |  | PED8: Pedestrian Zone (Except for loading (midnight - 10am & 4pm - midnight)) |
|  | 2M: No waiting Thurs |  | 3K: No waiting at any time / No loading Mon-Sat 7.30am-9am |  | PED9: Pedestrian Zone (Except for loading & access (midnight - 10am & 4pm - midnight)) |
|  | 2N: No waiting by any heavy goods vehicles over 7.5t 7pm-midnight and midnight-7am |  | 3A: No waiting at anytime / No loading at any time |  | 6L: Residents Permit Holders Only |
|  | 2P: No waiting Mon-Fri 10am-4pm |  | 9A: Parking Place |  | 6M: Residents Permit Holders Only midnight-8am and 6pm-midnight and Sun |
|  | 3G: No waiting / No Loading Mon-Sat 7.30am-9am and 4.30pm-6pm |  | 9B: Parking Place Solo Motorcycles |  | 6N: Residents Permit Holders Only Partial Footway Parking |
|  | 3H: No waiting / No Loading Mon-Fri midnight-10am and 4pm-midnight and Sat & Sun |  | 9C: Parking Place Partial Footway Parking | | |
|  | 3J: No waiting / No Loading Mon-Sat 7.30am-9am |  | MR593: Pedestrian & Cycle Zone Sun - Wed & Fri midnight-10am and 4pm-midnight and Thurs & Sat midnight-2am and 8pm-midnight (Except for loading) / Pedestrian Zone Sun - Wed & Fri 10am-4pm and Thurs & Sat | | |

- | | | | |
|---|---|---|--|
|  | 6G: Residents Parking Zone (In marked bays) |  | 7X: No stopping except taxis midnight-5am |
|  | 6H: Residents Parking Zone Mon-Fri | | |
|  | 6J: Residents Parking Zone Mon-Sat 8am-6pm | | |
|  | 6K: Residents Parking Zone Mon-Sat 8am-6pm 01 Oct - 31 May | | |
|  | 6P: Workplace Parking Zone Mon-Fri | | |
|  | 6Q: Residents Parking Zone | | |
|  | 2Q: Restricted Parking Zone (No waiting at anytime) | | |
|  | 8A: School keep clear | | |
|  | 8B: School keep clear Mon-Fri 8am-5pm | | |
|  | 8C: School keep clear Mon-Fri 8am-4pm | | |
|  | 7R: No stopping except taxis | | |
|  | 7S: No stopping except taxis 6pm-midnight and midnight-6am | | |
|  | 7T: No stopping except taxis 6pm-midnight and midnight-8am | | |
|  | 7U: No stopping except taxis 8am-midnight and midnight-5am | | |
|  | 7V: No stopping except taxis 9pm-midnight and midnight-2am | | |